


Pilgrim passport _____

Medieval pilgrims would be given a metal badge stamped with the symbol of each shrine or holy site of their pilgrimage. These badges were then fixed to the pilgrim's staff or hat so that people would know they had visited the shrine.


Along The Archangel's Way, you are invited to use the stamps provided in each church to mark the milestones of your journey.




St Michael de Rupe,
Brentor




Christ Church,
North Brentor




St Petrock,
Lydford



St Thomas à Becket,
Sourton




St Mary the Virgin,
Belstone







St Mary,
Sticklepath




St Andrew,
South Tawton




St Mary,
South Zeal




St Mary the Virgin,
Throwleigh



Providence Chapel,
near Throwleigh



Holy Trinity,
Gidleigh



St Michael the
Archangel, Chagford

